

Bedmond Academy

Home Learning

Week 4

Challenge 1



Phonics



Please recap reading and writing these sounds:

ow – Say “brown cow”

Ask your child to read and spell these words:

cow, now, town, down, crowd

-Can they make up 2 alien words containing this sound e.g:

bowz, jowsh

oi- say “spoil the boy”


Ask your child to read and spell these words:

Oil, foil, join, coin

-Can they make up 2 alien words containing this sound e.g:

Shoip, hoid

- **Red Words**- Please continue to practise reading and spelling all the red words that you now know.
- **Coin in the Soil**- Read “coin in the soil” (see additional resource). All the sentences are made from graphemes and red words within Phase 3 with a few longer words from Phase 4. Can you “spot” all the words that contain “oi”?
- Choose a game from Phonics Play



<https://www.phonicsplay.co.uk/resources/phase/3> and then select one of the phonemes you would like to practise. Practise reading and sorting the words. You could also write down all the pseudo (alien) words from the games and test someone in your family to read them.



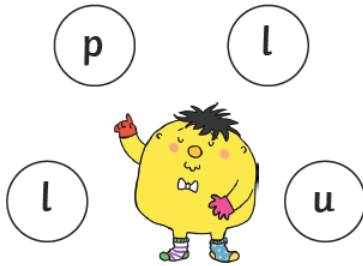
Remember to carry on reading every day, as we would do in school!

Spelling, Punctuation and Grammar

Have a go at completing this spelling punctuation and grammar grid:

Which year 1 common exception word has Mr Whoops been juggling with?

a



Write this sentence using capital letters and punctuation.

a bat is in the den

c



Circle the words you think should have a capital letter.

jan

fred

feet

d



ABC



Practise writing these spellings.

b

for _____

now _____

down _____

Tick the compound word.

e

of

where

treetop

Match up the words with their examples by drawing 2 lines.

f

letter

punctuation




English

Watch or read the story "The Day the Crayons Came Home" By Drew Daywalt <https://www.youtube.com/watch?v=-bEyOrsGVf0>

Activity One:

We are going to focus on reading comprehension. Answer the questions below in full sentences, giving full reasons for your answers.

1. Look at this picture of **Pea Green** Crayon. How is he feeling?
2. What happened to **Maroon** Crayon?
3. Where did Duncan leave **Neon Red** Crayon?
4. Why does **Pea Green** Crayon run away?
5. Why do **Orange** and **Yellow** Crayon not want to be the colour of the sun anymore?



Challenge:

Which Crayon do you think has the most reason to be annoyed at Duncan? Explain your reasons.

Activity Two:

Take on the role of **Pea Green** Crayon. Design a postcard to describe what you saw on your adventure.


One side of the postcard can be a picture and the other side is going to include your writing.

Remember that postcards can be chatty and informal

Include who you are writing too-because you are writing in the role of **Pea Green** Crayon your postcard will be to "Duncan".

The writing in the middle is what you have seen and the experiences that you are having. Conclude your postcard by signing it by the person who is writing it. In this case it will be from Pea Green Crayon.

Remember to use descriptive language including adjectives and exciting verbs. You also might want to include question marks and exclamation marks.



For Example:

Dear Duncan,

What was I thinking? The outside world is not as fun as I thought it would be.

*Rain is pouring down from the dark grey clouds so I am sitting inside a soggy cardboard box trying to stay safe and warm. Every time a car whizzes by, I get splashed and soaked!
Why did you leave me?*

From Pea Green Crayon

Activity Three:

Choose your favourite crayon, you are going to make a story map of all the places you would like it to visit/travel. This can be places you've been or visited, countries, space, the moon etc. Make sure you include sentences on your story map to tell the reader where your crayon is visiting and what adventures they get up to at each place.



Activity Four:

Write a review of the story. There are some prompt questions below to help you write your review. Remember to write in full sentences and add as much detail as you can.

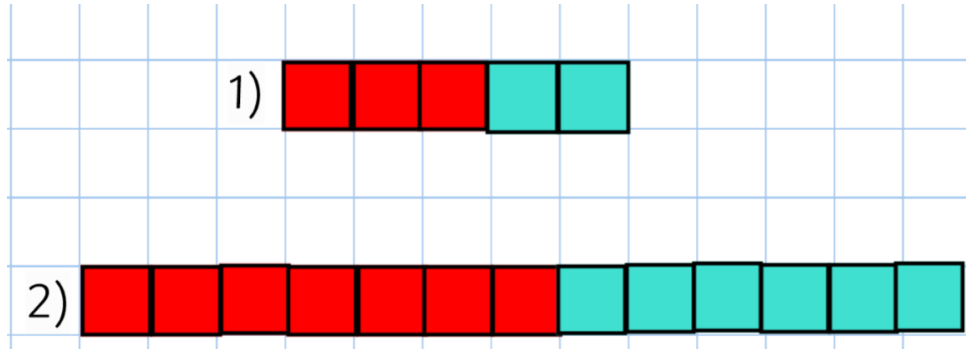
- **What was the story about?**
- **What was your favourite part and why?**
- **Who were the characters? Can you describe them?**
- **Would you recommend this book? Why?**
- **Draw your favourite picture from the book.**

Maths:

This week, we are going to be revisiting addition and subtraction. You will then be applying these skills to solve different word problems.

Activity One: Addition

What different number sentences could we make from using these cubes? Can you write them down?



Remember that when you are adding-you put the biggest number in your head and count on.

For Example; **14+4= 18** (14 is the biggest number so put that in your head first and your adding four, so you count forwards four-15, 16, 17, 18-so the answer is 18).

Using this same method, Try these on your own. Remember to write out the full number sentences.=

1. $17+2=$

2. $19+7=$

3. $25+8=$

4. $37+3=$

5. $61+9=$

6. $73+10=$

7. $75+5=$

8. $89+3=$

9. $91+9=$

10. $93+9=$

Activity Two: Addition

Mrs Rowley has 18 cupcakes and then Mrs Jefford gives her 3 more, how many would she have now?

- What is this asking you to do?
- How do you know?
- How would you solve it?

Remember to underline/highlight all the important information in the word problems and then work out the answer.

For Example;

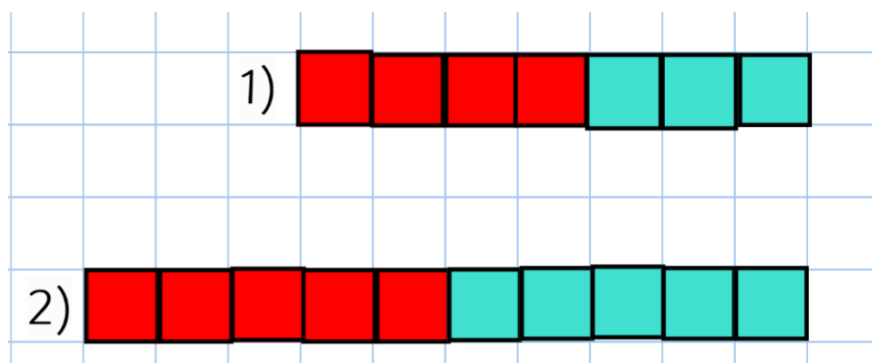
Mrs Rowley has **18** cupcakes and then Mrs Jefford gives her **3 more**, **how many** would she have now?

Complete the addition word problem challenge cards (see additional resources).

Challenge: Complete the extension challenge cards (see additional resources).

Activity Three: Subtraction

What different number sentences could we make from using these cubes? Can you write them down?



Try these on your own. Remember to count backwards and write out the full number sentences.

1. $17 - 2 =$

2. $19 - 7 =$

3. $25 - 8 =$

4. $37 - 3 =$

5. $61 - 9 =$

6. $73 - 10 =$

7. $75 - 5 =$

8. $89 - 3 =$

9. $91 - 9 =$

10. $93 - 9 =$

Activity Four: Subtraction

If Mrs Rowley has 16 Stickers and she gives 8 away, how many would she have left?

- What is this asking you to do?
- How do you know?
- How would you solve it?

Remember to underline/highlight all the important information in the word problems and then work out the answer.

For Example;

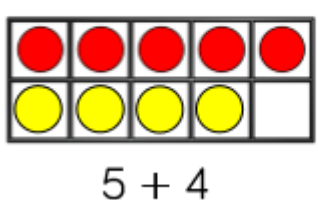
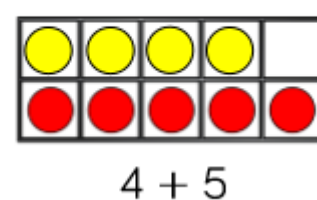
If Mrs Rowley has **16** Stickers and she gives **8** away, **how many** would she have left?

Complete the Subtraction word problem challenge cards (see additional resources).

Challenge: Complete the extension challenge cards (see additional resources).

Challenge R:

Which card completes the number sentence?

	<table border="1"><tr><td>is more than</td></tr><tr><td>is less than</td></tr><tr><td>is equal to</td></tr></table>	is more than	is less than	is equal to	
is more than					
is less than					
is equal to					

Explain your reasoning.

Science: Plants

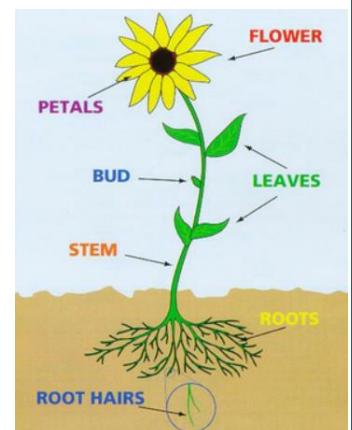
Watch the video "what are the parts of a plant?"

<https://www.bbc.co.uk/bitesize/topics/zpxnyrd/articles/z3wpsbk>

Complete the "quiz" underneath the video to see what you have learnt.

Activity One:

Either draw, paint, construct (bricks/lego) or create (junk modelling) a plant. Make sure you include all the different parts and a clear label for each part.



Challenge:

Create an informative poster about plants-explaining the function/purpose of each part.
Be creative as you like!