

Bedmond Academy

Home Learning


Week 1

Challenge 1



Phonics

Please recap reading and writing these sounds:



oo – Say “poo at the zoo”

Ask your child to read and spell these words:

Zoo, moon, spoon, too

-Can they make up 2 alien words containing this sound
e.g:

boop, lood

Once your child has written these words ask them to add the dots and dashes (a dot for a sound, a dash for a digraph)

This **does not** apply for **Red** words

oo- say “look at a book”

Ask your child to read and spell these words:

took, look, book, foot

-Can they make up 2 alien words containing this sound
e.g:

broos, ploon

To check you are pronouncing these sounds correctly, please have a look at these videos:

<https://youtu.be/atlb2jPdFd0>

<https://youtu.be/-3UUnmNk1UM>

Red Words

Ask your child to read and spell these red words (please remember they **cannot** be sounded out).

do, some, come, little

Can you write sentences that include these different **Red Words**?

Spelling, Punctuation and Grammar

Have a go at completing this spelling punctuation and grammar grid:

Remember to carry on reading every day, as we would do in school!

Tick **one** word that can have '-ed' added at the end to make a new word.

- burn
 sheep
 send

Unscramble this sentence.

round. coin The was

Spell the missing day of the week.

Monday
 Tuesday
 Wednesday
 Thursday
 Friday
 Saturday



Complete the table.

Singular (one)	Plural (more than one)
wish	
hand	



Tick the real words and cross the alien words.

- cow draw
 brow coin
 goim foit



Help poor Mr Whoops by circling the correct spelling.

- shee
 che
 she



English


Watch or read the story "Peace at Last" By Jill Murphy

https://www.youtube.com/watch?time_continue=59&v=9U9y35kWBvM&feature=emb_lo
[go](#)

Discuss the story and the characters in detail. Look at the use of uppercase letters in the story. Why has the author written some words in uppercase letters? Mr Bears hears lots of sounds during the night, can you find the words which describe these sounds? Can you think of any other words that describe a sound?

Activity One:

Can you write some speech/thought bubbles for each bear in the illustrations.



Oh no not again!
 What is that sound
 now? Will I ever be
 able to get to sleep?




Activity Two:

Write a story about the dream Mrs Bear might have whilst she is sleeping.

Challenge:

Write a description of what it is like in your house at night? What does it look like? What does it sound like? What does it feel like?



Maths: This week we are going to be learning about "time". **Please note that this is a tricky concept for children to grasp, so please work at their speed with these activities.**

Show the interactive clock-click "show real time"

<https://www.visnos.com/demos/clock>

Talk to your child about what time they woke up, have lunch, go to bed etc. Show your child a clock/watch and point out all the numbers.

Spend time talking about what they notice. Discuss the different hands-hour hand (is the shortest hand on the clock), the minute hand and the seconds hand.

Identify which of the hands is moving and counting in seconds. Encourage your child to count in seconds, along with the moving seconds hand, around the clock from the o'clock position to get a sense of a "second".

Identify what happens to the minute hand when the second hand has completed a full turn around the clock.



When the second hand has completed a full turn, the minute hand makes one jump. That means that it takes one minute for the second hand to complete a full turn.

Explore how the minute hand moves around the clock to identify the number of minutes in one hour using a similar strategy.

Use the interactive clock and move the minute hand around the clock to show how the hour hand moves. Identify how many hours it takes for the hour hand to make a full turn around the clock and link this to hours in a day.

Listen to this song <https://www.youtube.com/watch?v=EC0qSd6mHYA>

Have a look through the "Telling the Time" powerpoint with your child (see extra resources)

Activity One:

Can you explain how we know a clock is showing o'clock? Explain the position of the clock hands.

Complete the o'clock worksheets (you can print them out or just write the answers on a sheet of paper).

Activity Two:

Using the half past powerpoint (see extra resources, introduce half past).

Complete the half past worksheet (you can print them out or just write the answers on a sheet of paper).

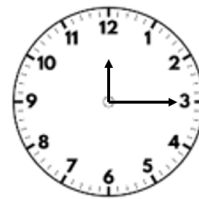
Challenge R:

Answer the following: (make sure you give reasons for your answers)

Is Alex correct?

Explain your reasoning.

When it is 11 o'clock
both hands point at 11

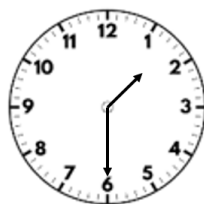


The time is 3 o'clock



Amir

Can you spot Amir's mistake?



The time is 6 past 1


Tommy

Can you spot Tommy's mistake?

DI:

In the story "Peace at Last" by Jill Murphy, find the part of the story where Baby Bear was in bed pretending to be an aeroplane. Can you see the aeroplane mobile above his bed?

Your challenge is to design and make a new mobile to hang above Baby Bears bed.



Challenge X:

Review your mobile after you have made it. You should think about things that you are really pleased about and also the things that you would change if you were to make it again.