
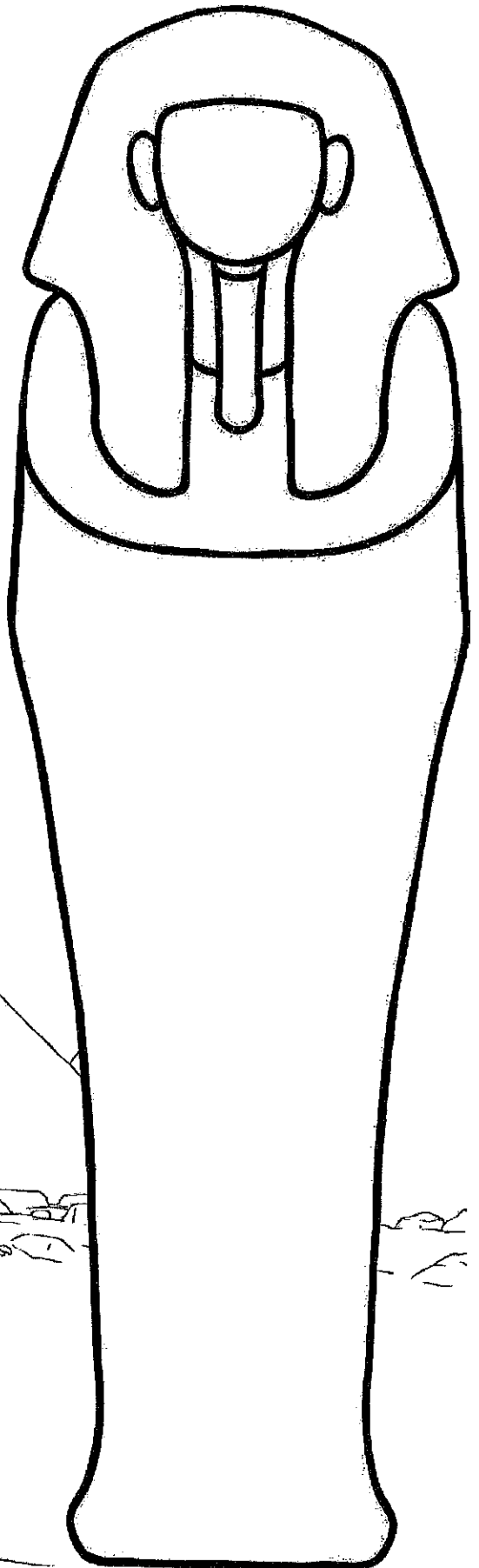


# Design an Egyptian Sarcophagus








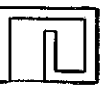



















Use the hieroglyph alphabet below to design your own Egyptian Sarcophagus, remember to write messages that keep grave robbers away!







A	B	C	D	E	F	G	H	I	J	K	L	M
and V												
N	O	P	Q	R	S and X	T	U and W	Y	Z	SH	CH	










# Crack the Egyptian God Names







Crack the names of the Egyptian Gods below:

 A	 B	 C	 D	 E	 F	 G	 H	 I	 J
 K	 L	 M	 N	 O	 P	 Q	 R	 S	 T
 U and W	 X	 V	 Y	 Z	 SH	 CH			

- 







---
- 






---
- 



---
- 







---

5. Now write your own name:

---



---



---



---

# Adding 4-digit Numbers With No Carrying

LO: I can add 4-digit numbers.

$$\begin{array}{r} 1 \quad 2541 \\ + 5235 \\ \hline \\ \hline \end{array}$$

$$\begin{array}{r} 2 \quad 7114 \\ + 2372 \\ \hline \\ \hline \end{array}$$

$$\begin{array}{r} 3 \quad 6280 \\ + 2704 \\ \hline \\ \hline \end{array}$$

$$\begin{array}{r} 4 \quad 2854 \\ + 4042 \\ \hline \\ \hline \end{array}$$

$$\begin{array}{r} 5 \quad 4672 \\ + 4221 \\ \hline \\ \hline \end{array}$$

$$\begin{array}{r} 6 \quad 6091 \\ + 3604 \\ \hline \\ \hline \end{array}$$

$$\begin{array}{r} 7 \quad 4472 \\ + 5226 \\ \hline \\ \hline \end{array}$$

$$\begin{array}{r} 8 \quad 5828 \\ + 3031 \\ \hline \\ \hline \end{array}$$

$$\begin{array}{r} 9 \quad 4482 \\ + 5502 \\ \hline \\ \hline \end{array}$$

$$\begin{array}{r} 10 \quad 7023 \\ + 1445 \\ \hline \\ \hline \end{array}$$

$$\begin{array}{r} 11 \quad 4661 \\ + 3238 \\ \hline \\ \hline \end{array}$$

$$\begin{array}{r} 12 \quad 3668 \\ + 4131 \\ \hline \\ \hline \end{array}$$

$$\begin{array}{r} 13 \quad 7002 \\ + 2755 \\ \hline \\ \hline \end{array}$$

$$\begin{array}{r} 14 \quad 5192 \\ + 3203 \\ \hline \\ \hline \end{array}$$

$$\begin{array}{r} 15 \quad 4927 \\ + 4031 \\ \hline \\ \hline \end{array}$$

$$\begin{array}{r} 16 \quad 7731 \\ + 2164 \\ \hline \\ \hline \end{array}$$

Challenge:

$$\begin{array}{r} 1 \quad 3\_2\_ \\ + \_375 \\ \hline 78\_8 \\ \hline \end{array}$$

$$\begin{array}{r} 2 \quad \_\_36 \\ + 57\_3 \\ \hline 787\_ \\ \hline \end{array}$$

$$\begin{array}{r} 3 \quad 4\_ \_1 \\ + \_306 \\ \hline 888\_ \\ \hline \end{array}$$

$$\begin{array}{r} 4 \quad 62\_ \_ \\ + 3\_84 \\ \hline \_688 \\ \hline \end{array}$$

# Subtracting 4-Digit Numbers With No Exchanging

LO: I can subtract 4-digit numbers.

$$\begin{array}{r} 1 \quad 8017 \\ - 5004 \\ \hline \\ \hline \end{array}$$

$$\begin{array}{r} 2 \quad 6276 \\ - 3153 \\ \hline \\ \hline \end{array}$$

$$\begin{array}{r} 3 \quad 8068 \\ - 2044 \\ \hline \\ \hline \end{array}$$

$$\begin{array}{r} 4 \quad 9894 \\ - 8452 \\ \hline \\ \hline \end{array}$$

$$\begin{array}{r} 5 \quad 6558 \\ - 4341 \\ \hline \\ \hline \end{array}$$

$$\begin{array}{r} 6 \quad 8302 \\ - 5301 \\ \hline \\ \hline \end{array}$$

$$\begin{array}{r} 7 \quad 8969 \\ - 4823 \\ \hline \\ \hline \end{array}$$

$$\begin{array}{r} 8 \quad 8568 \\ - 3522 \\ \hline \\ \hline \end{array}$$

$$\begin{array}{r} 9 \quad 6482 \\ - 4151 \\ \hline \\ \hline \end{array}$$

$$\begin{array}{r} 10 \quad 6143 \\ - 3022 \\ \hline \\ \hline \end{array}$$

$$\begin{array}{r} 11 \quad 9663 \\ - 6241 \\ \hline \\ \hline \end{array}$$

$$\begin{array}{r} 12 \quad 6527 \\ - 3204 \\ \hline \\ \hline \end{array}$$

$$\begin{array}{r} 13 \quad 7716 \\ - 3602 \\ \hline \\ \hline \end{array}$$

$$\begin{array}{r} 14 \quad 5159 \\ - 3026 \\ \hline \\ \hline \end{array}$$

$$\begin{array}{r} 15 \quad 8380 \\ - 4270 \\ \hline \\ \hline \end{array}$$

$$\begin{array}{r} 16 \quad 6881 \\ - 3260 \\ \hline \\ \hline \end{array}$$

## Challenge:

$$\begin{array}{r} 1 \quad 82\_3 \\ - \_12\_ \\ \hline 4\_20 \\ \hline \end{array}$$

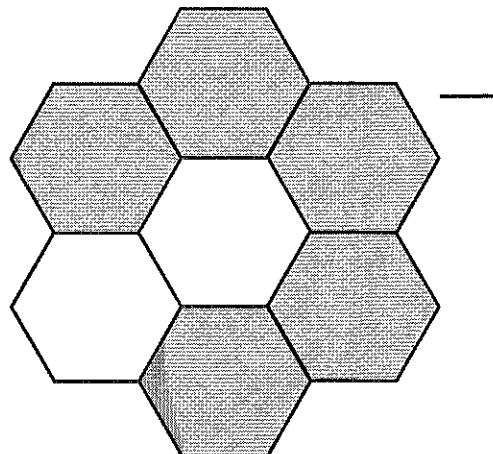
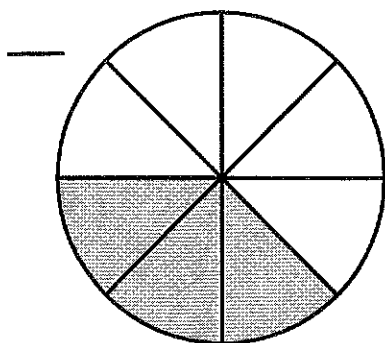
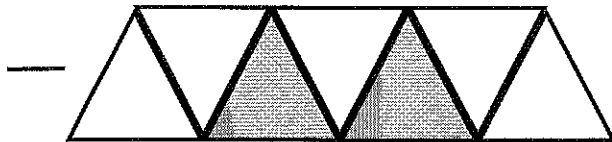
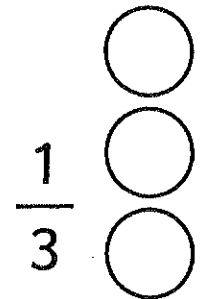

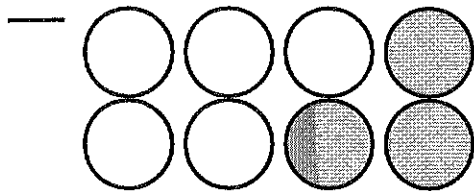
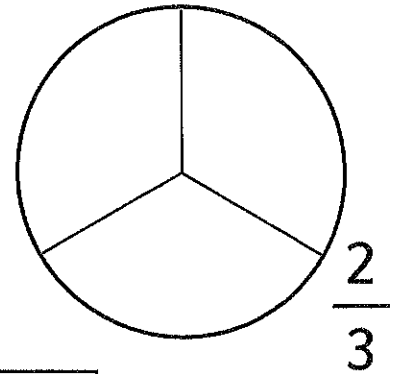
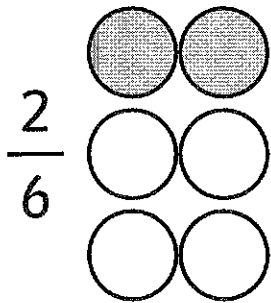
$$\begin{array}{r} 2 \quad 5\_44 \\ - \_2\_1 \\ \hline 171\_ \\ \hline \end{array}$$

$$\begin{array}{r} 3 \quad 9\_64 \\ - 63\_ \\ \hline \_241 \\ \hline \end{array}$$

$$\begin{array}{r} 4 \quad 9\_5\_ \\ - \_302 \\ \hline 22\_4 \\ \hline \end{array}$$

# Colour and Label Fractions

Colour and label correctly:  
The first has been done for you.








# Get Ready with Cleopatra

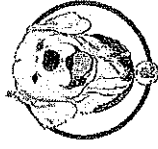
11 To look as fabulous as me, follow these simple beauty steps.  
22 First, bathe in milk and honey to keep your skin nourished  
34 and soft. I scrub away the dead skin using sea salt and  
47 then I like to use crushed green grapes to give my skin a  
49 golden glow.  
60 I usually keep my makeup quite simple and natural. I crush  
72 up lapis lazuli stone to create a deep blue eye shadow base  
83 and then I add some sparkle with little chunks of gold  
92 pyrite. Next, I make my eyelashes and eyebrows darker  
103 using charcoal and animal fat. Then, I just rub some red  
115 clay into my lips and cheeks and I'm ready to head down  
121 to the pyramids for the day.



visit [twinkl.com](https://www.twinkl.com)




# Quick Questions



1. Through whose eyes is this text told?

---



2. Find and copy a phrase which shows that Cleopatra thinks that she looks good.

---



3. 'I usually keep my makeup quite simple and natural.' What makes you think that this is not true?

---



4. Explain why Cleopatra does not use the same makeup products that women use today.

---



visit [twinkl.com](https://www.twinkl.com)






# Friendly Felines

10 Cats were considered to be sacred, or holy, in ancient  
19 Egyptian society and helped humans just as much as  
22 humans helped them.

31 The ancient Egyptians were skilled farmers and grew many  
41 crops, such as wheat and grains, in the nutrient-rich soil  
51 close to the River Nile. However, the wheat would attract  
56 mice, rats and snakes, which  
60 were dangerous to humans.

65 To solve this problem, the  
68 ancient Egyptians would  
74 leave food, such as fish heads,  
80 outside to tempt cats to visit.  
86 When the cats came, they ate  
92 the food and scared away any  
97 vermin around the food stores.  
103 After a short amount of time,  
108 cats were welcomed into the  
113 house and lived happily with  
116 their human friends.



# Quick Questions

1. Find and copy two adjectives which show that Egyptians thought that cats were special.



2. What is the main point of the third paragraph?



3. What does 'nutrient-rich' tell you about the soil close to the River Nile?



4. Where in this text can I find information about the types of crop grown by ancient Egyptians?

